

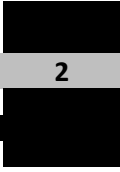

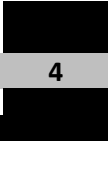

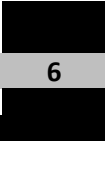





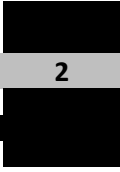
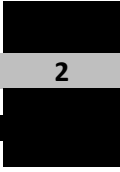

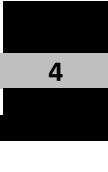

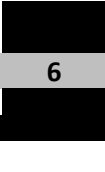




























































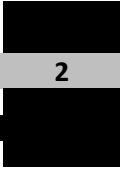

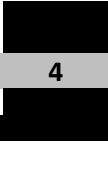

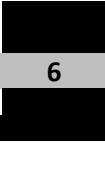






S1 - Sicherungskasten - Links (Ansicht von hinten)

Fahrzeugtyp: Bundeswehr mit Starttaster (wegen defekter Feder im Zündschloss)

von/nach bzw. Funktion	Farbe	Bez.	1	2	3	4	5	6	7	8	9	10
1: nach T/15 - Tachometer (2x) 2: Starttaster 3: von N/15 - Zündspule geschaltet Plus												
1: nach H/15 - Lenkstock 2: nach T/15 - Tachometer												
von J/56a - Fernlichtrelais		weiß										
von J/56b - Fernlichtrelais		gelb										
von E1/58 - Lichtschalter		grau										
nach H/30 - Lenkstock		rot										
von S2/1-1		rot/weiß										
												
von/nach bzw. Funktion	Farbe	Bez.										
1: nach E3/15 - Warmblinker 2: nach E4/15 Scheibenwischerschalter 3: nach E1/15a - Lichtschalter	1: schwarz/rot 2: schwarz 3: schwarz											
1: nach H1/S+ - Hupe 2: nach F/54? - Bremslichtschalter	1: gelb/schwarz 2: rot/schwarz											
1: nach L1/56a Fernlicht vorne links 2: nach T/56a - Fernlichtkontrollleuchte	weiß											
nach L2/56a Fernlicht vorne rechts	weiß/schwarz											
nach L1/56b Abblendlicht vorne links	gelb											
nach L2/56b Abblendlicht vorne rechts	gelb											
1: nach M1,3/58 Standlicht vorne links+ rechts 2: nach M2 - Schlusssicht rechts und Kennzeichenleuchte	1: grau 2: grau mit roten Streifen											
1: nach M4 - Schlusssicht links 2: nach T/58d	1: grau ??? 2: grau mit roten Streifen											
U/30 + W/30 ???	weiß/schwarz ???											